



Sizes	120x278 cm 47 1/4"x109 1/2" ± 6mm	120x120 cm 47 1/4"x47 1/4" ± 9mm	120x120 cm 47 1/4"x47 1/4" ± 20mm	60x120 cm 23 3/4"x47 1/4" ± 9mm	60x60 cm 23 3/4"x23 3/4" ± 9mm	60x60 cm 23 3/4"x23 3/4" ± 20mm	30x60 cm 11 3/4"x23 3/4" ± 9mm
-------	--------------------------------------	-------------------------------------	--------------------------------------	------------------------------------	-----------------------------------	------------------------------------	-----------------------------------

	Technical features	Test method	Requisites for nominal size N			BOOST NATURAL			
			7 cm ≤ N < 15 cm		N ≥ 15 cm	Matte rectified 6mm 120x278 cm	Matte rectified 9mm	Grip rectified	Outdoor rectified
			(mm)	(%)	(mm)				
Regularity features	 Length and width Thickness Straightness of sides Perpendicularity (Measurement only on short edges when L/l ≥ 3)	ISO 10545-2	± 0,9 (*) Non-rect. ± 0,4 (*) Rect.	± 0,6 (*) Non-rect. ± 0,3 (*) Rect.	± 2,0 (*) Non-rect. ± 1,0 (*) Rect.	Suitable for	Suitable for	Suitable for	Suitable for
			± 0,5 (**)	± 5 (**)	± 0,5 (**)	Suitable for	Suitable for	Suitable for	Suitable for
			± 0,8 (***) Non-rect. ± 0,4 (***) Rect.	± 0,5 (***) Non-rect. ± 0,3 (***) Rect.	± 1,5 (***) Non-rect. ± 0,8 (***) Rect.	Suitable for	Suitable for	Suitable for	Suitable for
			± 0,8 (***) Non-rect. ± 0,4 (***) Rect.	± 0,5 (***) Non-rect. ± 0,3 (***) Rect.	± 2,0 (***) Non-rect. ± 1,5 (***) Rect.	Suitable for	Suitable for	Suitable for	Suitable for
	 Surface flatness		c.c. ± 0,8 Non-rect. c.c. ± 0,6 Rect.	c.c. ± 0,5 Non-rect. c.c. ± 0,4 Rect.	c.c. ± 2,0 Non-rect. c.c. ± 1,8 Rect.	Suitable for	Suitable for	Suitable for	Suitable for
			e.c. ± 0,8 Non-rect. e.c. ± 0,6 Rect.	e.c. ± 0,5 Non-rect. e.c. ± 0,4 Rect.	e.c. ± 2,0 Non-rect. e.c. ± 1,8 Rect.				
Structural features	 Water absorption level (in% by mass)	ISO 10545-3	E ≤ 0,5% Individual Maximum 0,6%			≤ 0.1%	≤ 0.1%	≤ 0.1%	≤ 0.1%
		ASTM C373-18	Requirement ANSI A137.1-2017 Water Absorption Max < 0,5%			≤ 0.5%	≤ 0.5%	≤ 0.5%	≤ 0.5%
Bulk mechanical features	 Breaking strenght Bending resistance	ISO 10545-4	S ≥ 700N (for thickness < 7,5mm) S ≥ 1300N (for thickness ≥ 7,5mm)			S ≥ 1000 N	S ≥ 1500 N	S ≥ 1500 N	S ≥ 10000 N
			R ≥ 35 N/mm ²			R ≥ 40 N/mm ²	R ≥ 40 N/mm ²	R ≥ 40 N/mm ²	R ≥ 45 N/mm ²
	 Bending and breaking load resistance ⁽⁴⁾⁽⁵⁾	EN 1339 Annex F	-						≥ T11 120x120 90X90 ≥ U4 60x120
	 Impact resistance	ISO 10545-5	Declared value			≥ 0.55	≥ 0.55	≥ 0.55	≥ 0.55
Surface mechanical features	 Deep abrasion resistance of unglazed tiles	ISO 10545-6	≤ 175 mm ³			≤ 150mm ³	≤ 150mm ³	≤ 150mm ³	≤ 150mm ³

* Permitted deviation, in % or mm, from the average size of each tile (2 or 4 sides) with respect to the manufacturing size (W).

** Permitted deviation, in % or mm, from the average thickness of each tile with respect to the cited manufacturing thickness (W).

*** Maximum permitted straightness deviation, in % or mm, with respect to the corresponding manufacturing sizes (W).

**** Maximum permitted perpendicularity deviation, in % or mm, with respect to the corresponding manufacturing sizes (W).

***** Maximum permitted centre curvature deviation, in % or mm, with respect to the diagonal calculated according to manufacturing sizes (W).

e.c. Maximum permitted corner curvature deviation, in % or mm, with respect to the corresponding manufacturing sizes (W).

w. Maximum permitted bending deviation, in % or mm, with respect to the diagonal calculated according to manufacturing sizes (W).

(1) Determining the slip resistance of pedestrian surfaces; not applicable to sports flooring or road traffic flooring.
















(2) The anti-slip performance is guaranteed at the time of delivering the product.

(3) However, tiles with a DCOF of 0.42 or greater are not necessarily suitable for all projects. The specifier shall determine tiles appropriate for specific project conditions, considering by way of example, but not in limitation, type of use, traffic, expected contaminants, expected maintenance, expected wear, and manufacturers' guidelines and recommendations."

(4) For further details, please refer to the outdoor design general catalogue.

(5) Only for products with 20 mm thickness

Sizes	120x278 cm 47 1/4"x109 1/2" 6mm	120x120 cm 47 1/4"x47 1/4" 9mm	120x120 cm 47 1/4"x47 1/4" 20mm	60x120 cm 23 1/2"x47 1/4" 9mm	60x60 cm 23 1/2"x23 1/2" 9mm	60x60 cm 23 1/2"x23 1/2" 20mm	30x60 cm 11 3/4"x23 1/2" 9mm
-------	------------------------------------	-----------------------------------	------------------------------------	----------------------------------	---------------------------------	----------------------------------	---------------------------------

	Technical features	Test method	Requisites for nominal size N			BOOST NATURAL			
			7 cm ≤ N < 15 cm		N ≥ 15 cm	Matte rectified 6mm 120x278 cm	Matte rectified 9mm	Grip rectified	Outdoor rectified
			(mm)		(%)				
Thermo- igrometric features	 Coefficient of linear thermal expansion	ISO 10545-8	Declared value			≤7MK ⁻¹	≤7MK ⁻¹	≤7MK ⁻¹	≤7MK ⁻¹
	 Thermal shock resistance	ISO 10545-9	Test passed in accordance with ISO 10545-1			Resistant	Resistant	Resistant	Resistant
	 Moisture expansion (in mm/m)	ISO 10545-10	Declared value			≤0.01% (0.1mm/m)	≤0.01% (0.1mm/m)	≤0.01% (0.1mm/m)	≤0.01% (0.1mm/m)
	 Frost resistance	ISO 10545-12	Test passed in accordance with ISO 10545-1			Resistant	Resistant	Resistant	Resistant
Physical properties	 Bond strenght	EN 1348	Declared value			≥1.0 N/mm ² (Class C2 - EN 12004)	≥1.0 N/mm ² (Class C2 - EN 12004)	≥1.0 N/mm ² (Class C2 - EN 12004)	≥1.0 N/mm ² (Class C2 - EN 12004)
	 Reaction to fire	-	Class A1 or A1 _{fl}			A1 - A1 _{fl}	A1 - A1 _{fl}	A1 - A1 _{fl}	A1 - A1 _{fl}
Chemical features	 Resistance to household chemicals and swimming pool salts	ISO 10545-13	Minimum B class			A	A	A	A
	 Resistance to low concentrations of acids and alkalis		Declared class			LA	LA	LA	LA
	 Resistance to high concentrations of acids and alkalis		Declared class			HA	HA	HA	HA
	 Stain resistance	ISO 10545-14	Declared class			5	5	5	5
Safety characteristics (1)(2)	 Booted ramp test	DIN EN 16165 ANNEX B (EX DIN 51130)	Declared class			R9	R10	R11	R11
	 Barefoot Ramp test	DIN EN 16165 ANNEX A (EX DIN 51097)	Declared value			A	A+B	A+B+C	A+B+C
	 Pendulum friction Test	BS EN 16165 ANNEX C (EX BS 7976)	PTV ≥ 36 classifies the surface as "low slip risk"			PTV ≥ 36 Wet on demand	≥36Dry ≥36Wet	≥36Dry ≥36Wet	≥36Dry ≥36Wet
		AS 4586	Declared Classification of the new pedestrian surface materials according to the Pendulum Test			P3 on demand	Class P3	Class P4	Class P4
	 Coefficient of friction	UNE 41901 EX:2017	Declared value			C2 on demand	Class C2	Class C3	Class C3
		B.C.R.A. Rep. CEC/81	Min. Dec. 236/89 of 14/06/89 μ >0.40 for a sliding leather element on a dry floor μ >0.40 for a sliding hard rubber element on a wet floor			>0.40Asciutto >0.40Bagnato	>0.40Asciutto >0.40Bagnato	>0.40Asciutto >0.40Bagnato	>0.40Asciutto >0.40Bagnato
 Dynamic coefficient of friction (DCOF)	ANSI A 326.3	-			Wet DCOF ≥ 0.42	Wet DCOF ≥ 0.50	Wet DCOF ≥ 0.55	Wet DCOF ≥ 0.55	

* Permitted deviation, in % or mm, from the average size of each tile (2 or 4 sides) with respect to the manufacturing size (W).
 ** Permitted deviation, in % or mm, from the average thickness of each tile with respect to the cited manufacturing thickness (W).
 *** Maximum permitted straightness deviation, in % or mm, with respect to the corresponding manufacturing sizes (W).
 **** Maximum permitted perpendicularity deviation, in % or mm, with respect to the corresponding manufacturing sizes (W).
 **** Maximum permitted centre curvature deviation, in % or mm, with respect to the diagonal calculated according to manufacturing sizes (W).
 e.c. Maximum permitted corner curvature deviation, in % or mm, with respect to the corresponding manufacturing sizes (W).
 w. Maximum permitted bending deviation, in % or mm, with respect to the diagonal calculated according to manufacturing sizes (W).
 (1) Determining the slip resistance of pedestrian surfaces; not applicable to sports flooring or road traffic flooring.
 (2) The anti-slip performance is guaranteed at the time of delivering the product.
 (3) However, tiles with a DCOF of 0.42 or greater are not necessarily suitable for all projects. The specifier shall determine tiles appropriate for specific project conditions, considering by way of example, but not in limitation, type of use, traffic, expected contaminants, expected maintenance, expected wear, and manufacturers' guidelines and recommendations."
 (4) For further details, please refer to the outdoor design general catalogue.
 (5) Only for products with 20 mm thickness